



Cedar Door

*Timber Garage Doors
Natural by Design*

Brochure 2005

Cedar Door

Manufacturer of Solid Timber Up & Over Garage Doors

We have been manufacturing solid timber garage doors for the last 20 years, our products are available through a network of Specialist Garage Door Distributors and Installers or direct via our website.

All our range of timber doors offer elegant period designs to enhance the appearance and beauty of your home. The natural warmth and elegance of our doors is achieved by the skill of our craftsmen. All the doors are hand prepared and finished to the highest standard and are available fully finished to give a full weather protection

PRODUCT RANGES

Traditional Boarded

The beautiful range of tongue and grooved boarded doors enhance the appearance of any modern or period designed home. They are very tough and durable manufactured in the highest quality Western Red Cedar boards which are glue bonded into a solid cedar frame.

The frame is traditionally constructed with solid cedar stiles and rails, all joints are morticed and tenoned, glued and wedged which is the strongest joint method in door construction. Doors are available in made to measure sizes from 6ft to 18ft wide by 5ft 6ins to 8ft high on smooth running fully retracting door gear, with an option of canopy gear on some doors up to 8ft wide.

Traditional Panelled

Our range of panelled doors enhance the appearance of any modern or period designed home. Again these are very tough and durable, manufactured in the highest quality exterior 9mm plywood panels which are glue bonded into solid a cedar frame.

The frame is traditionally constructed with solid cedar stiles and rails, all joints are morticed and tenoned, glued and wedged which is the strongest joint method in door construction. Doors are available in made to measure sizes from 6ft to 18ft wide by 5ft 6ins to 8ft high on smooth running fully retracting door gear, with an option of canopy gear on some doors up to 8ft wide.

Traditional Solid Panelled

This range of Solid Panelled doors offer a higher quality option over plywood with a 20mm solid thick moulded Cedar panel giving a better texture and colour match to the stiles and rails of the frame. This again is traditionally constructed with solid cedar stiles and rails, all joints are morticed and tenoned, glued and wedged which is the strongest joint method in door construction. Doors are available in made to measure sizes from 6ft to 18ft wide by 5ft 6ins to 8ft high on smooth running fully retracting door gear, with an option of canopy gear on some doors up to 8ft wide.

Traditional Side Hinged

The range of Side Hinged doors are an alternative option to the Up & Over method of doors giving a more conventional opening style of garage door these are traditionally constructed with solid cedar stiles and rails, with panels of either plywood or solid cedar, all joints are morticed and tenoned, glued and wedged which is the strongest joint method in door construction. Doors are available in made to measure sizes from 6ft to 10ft wide by 5ft 6ins to 8ft high, with choice of hardware combinations to suit your style.

Sectional Overhead

Vertical lifting doors are a new concept in domestic garage door operation. Our range of sectional overhead doors offer all the same advantages of up & over doors and are constructed to the same high standard and specification as the traditional range of doors but with a different method of operation.

Sherwood Range

The Sherwood range of timber doors are manufactured using selected cedar or plywood with selected cedar facings from sustainable sources. They are mounted within a pre-finish aluminium boundary frame with steel bracings to reinforce the panel, making it very stable and durable. Doors are available in made to measure sizes from 6ft to 18ft wide by 5ft 6ins to 8ft high with an option of canopy gear on doors up 8ft wide.



Traditional Boarded



Traditional Panelled



Traditional Solid Panelled



Traditional Side Hinged



Sherwood



Sectional Overhead

REAL CEDAR



WESTERN RED

CEDAR

Why Choose Cedar?

Western Red Cedar

From Northern British Columbia, Canada, to California, a rugged spine of mountains stretches for almost 1,500 miles parallel to the Pacific coast of North America. Along the slopes and in the valleys of these mountains, the humus-rich soil nourishes mixed softwood forest in vast abundance.

The majority of Western Red Cedar (*Thuja plicata*) grows in coastal forest. Western Red Cedars grow also in the drier interior forests of British Columbia, Washington, Idaho and Montana where they are in smaller stature with a tight knotted growth characteristic. Cedars rarely grow in pure stands but are generally found in association with other species. Western Red Cedar forests are predominantly managed forests, in which controlled harvests, natural regeneration and reforestation programs ensure a perpetual harvest.

A Wood of Warmth and Beauty

Western Red Cedar is, above all, a wood of exceptional beauty. In its natural unfinished state it has a richly textured, tactile grain combined with a palette of warm, mellow tones ranging from light amber to deep honey brown. No manmade material can duplicate the depths of cedar's natural lustre. It also remains subtly aromatic, and the characteristic fragrance of cedar adds another dimension to its universal appeal. Whether used in wall panelling or ceilings, doors or windows, mouldings, railings, or posts or beams, the presence and prestige of cedar enhances structures of any type and design, contemporary or traditional, homes, offices, stores or public buildings.

The Gift of Durability

Western Red Cedar contains natural oils that act as preservatives to help the wood resist insect attack and decay. Cedar is also a dimensionally stable wood that lies flat and stays straight. Properly finished and maintained, Western Red Cedar ages gracefully and endures for many years. Cedar is the preferred material for all outdoor applications that seek visual harmony with the landscape combined with the stability and durability: from siding and patio decking to fences, planters, shelters and garden furniture. Indoors, cedar's dimensional stability makes it perfectly suited to a variety of uses in the high moisture areas such as kitchen, bathrooms and saunas. Western Red Cedar should be preservative treated if intended for use in applications where it comes in contact with the ground.

Beautiful Benefits

Beauty aside, the purely practical, pounds-and-pence value of cedar offers other benefits: the woods cellular structure creates interior air spaces that give it an insulation value higher than most woods and much higher than brick or concrete. Buildings which feature cedar panelling, ceiling or siding tend to stay cooler in the summer and warmer in the winter. Cedar also has excellent sound suppression and absorption qualities.

Environmental Mission Statement

We endeavour to purchase material which has been harvested in a sustainable manner and in accordance with the prevailing laws of the land. Regardless of country or environmental standard use a company must practice sustainable forestry in order to be considered as a potential supplier.

Sustainable Forestry Defined

Sustainable forestry means managing forests to meet the needs of the present without compromising the ability of future generations to meet their own needs but practising a land stewardship ethic which integrates the reforestation, managing, growing, nurturing and harvesting of trees or useful products with the conservation of soil, air, and water quality, and wildlife and fish habitat.

Accountability

All our timber is only purchased from suppliers that have FSC Chain of Custody Certification and supports forests forever campaign to promote the environment credentials of wood as a commercial product .

Cedar Door regularly review the practices of our suppliers and the progress made against their own environment objectives and any relevant regulatory body. It is the responsibility of all companies and individuals who depend upon the wood products to ensure that the Earths forests remain a truly renewable resource.



Houses



Cladding



Decking



Garden Furniture



Doors

Traditional Boarded



HADDON



ASHFORD



WESSINGTON



BAKEWELL



**BAKEWELL WITH
WICKET DOOR**

Traditional Boarded



BARLOW



CROMFORD



TIDESWELL



BUXTON



WIRKSWORTH

Traditional Boarded



MATLOCK



ASHBOURNE



EDALE



HATHERSAGE

Traditional Panelled



HARDWICK



HOPE



GLOSSOP



WINGFIELD



CHATSWORTH



CASTLETON



DERBY

Traditional Solid Panelled



MIDDLETON



CHESTERFIELD



DUFFIELD



BELPER



Nature by Design



Retracting Door Gear

Inside view showing the retracting gear operation, the top rollers run in a 'C' shape profile to prevent rollers from jumping out, the 'C' shaped tracks run horizontally into the garage and are suspended from the ceiling, steel top weather strips for strength and security, heavy duty lifting arm brackets which support the strong boxed profile lifting arms. Attached to the arms is a multi-spring arrangement with finger safe springs which are adjustable to counter balance the weight of the door to make a smooth and easy operation, below the lifting arm brackets is the rubber lower weather strips to minimize draughts.



High lift spring system to maximize drive through space for most family cars

Handles



Standard 'T' handle



Cylinder Euro Locking (optional)

Locking System

Locking system on **retracting** doors includes two steel spring loaded slam latches located at the bottom corners of the door with cables attached to the internal swivel handle, because of the nature of the top steel weather strips interlocking behind the lifting arm brackets the door when closed is fixed in four points. On **canopy** doors, the cables are attached to an internal swivel handle which, when operated, releases three steel latches with additional roller keeps so when the door is closed, it is fixed in five points.



Mortice and tenon joint



Door Construction

Using traditional jointing and door construction methods together with modern assembly and gluing technology and timber with such strength and stability we are able to build a door panel which is very strong and durable with very little maintenance.



Protection and Finishing




All timber door panels are fully dipped in a tank of Sikkens light oak dip-coat stain, which gives a mild seal coating and could last up to 6 weeks after installation. We recommend that the door is top coated immediately after installation with a Sikkens top coat system to the stain manufacturers instructions.



Dip-coat process

Sikkens Fully Finishing (Optional)

To complement your new door we would advise that you go for the option to have your door fully factory furnished with our Sikkens 955 power-feed finishing system, with a choice of 7 standard colours, it gives a hard satin, long lasting finish that could last up to 7-10 years before recoating.



Traditional Side Hinged Doors



BAKEWELL



HARDWICK



BUXTON



CHATSWORTH



EDALE



BELPER



DUFFIELD

Traditional Side Hinged

The range of Side Hinged doors are an alternative option to the Up & Over method of doors giving a more conventional opening style of garage doors and are traditionally constructed with solid cedar stiles and rails, with panels of either plywood or solid cedar, all joints are morticed and tenoned, glued and wedged which is the strongest joint method in door construction. Doors are available in made to measure sizes from 6ft to 10ft wide by 5ft 6ins to 8ft high with a choice of hardware combinations to suit your style.

Traditional Side Hinged Doors



BAKEWELL in white



MIDDLETON with **Traditional** hardware



Yale Locking



MIDDLETON with **Modern** hardware



MIDDLETON with **Antique** hardware

Hardware Packs



Traditional Pack

2 no pair of galvanised 24" heavy duty hooks and bands
1 no pair of garage door stays
1 no top bow handle bolt, 1 no foot bolt
1 no Yale lock with finger pull
all complete with fixing screws and bolts



Modern Pack

3 no pair of stainless steel 4" butt hinges
1 no pair of garage door stays
1 no top bow handle bolt, 1 no foot bolt
1 no Yale lock with finger pull
all complete with fixing screws and bolts



Antique Pack

2 no pair of 18" black antique tee hinges
1 no pair of garage door stays
1 no top bow handle bolt, 1 no foot bolt
1 no Yale lock with finger pull
all complete with fixing screws and bolts

Sherwood Range



SOUTHWELL



WORKSOP



CALVERTON



TUXFORD



OLLERTON



RETFORD



RADCLIFFE



KEYWORTH



BEESTON

Sherwood Range



NEWSTEAD



LOWDHAM



BINGHAM



MANSFIELD



NOTTINGHAM



EDWINSTOWE



NEWARK

Sherwood Range

REAL CEDAR



Inside view of a Sherwood door showing the outer aluminium boundary frame together with the galvanised steel lateral bracings and steel corner joints



Strong steel lateral bracing with steel corner joints



Security Euro Locking (optional)



Panel detail of plywood panelled doors with cedar facings showing stopped chamfer profile




Standard "T" handle



Glazing details of a Sherwood Southwell showing glazing bar details, the windows in this door are a solid window sash inserted into the door panel as shown



High lift spring system on doors up to 8'0 x 7'0 maximizing drive through clearance for most cars



Various special designs can be achieved using the Sherwood frame method of construction, almost any purpose made design, style and size.

Sectional Timber Doors



Our range of overhead sectional doors are manufactured from the finest grade of Kiln dried Western Red Cedar, selected and crafted using traditional door construction methods and joints, i.e. mortice and tenon glued and wedged on all structural timbers to give strength and a long lasting service proven over many years of door manufacturing. All top, middle and bottom rails are solid Cedar finished to a thickness with a nominal width sizes to suit the size of door, on doors over 8'0 x 7'0 may have lateral and vertical timber or steel bracing. The panels have anti-finger trap protection. The sectional door hardware system is a universal complete new track system and provides the unique opportunity of realising two different built-in operations, 'springs in front' and 'springs at the rear' with one track system. With springs mounted at the rear only, 70mm headroom and side room is required ideally for use in renovation projects where available space is limited. With springs mounted at the front, 200mm headroom is required ideally for use in situations where the available installation space is adequate and does not impose restrictions. This system also meets the requirements of various customers who wish to fit the spring package at the front near to the lintel. The door concept and hardware components are in full compliance with the latest CE and CPD (Construction Product Directive) demands. Full details and Specifications are available upon request.



Inside view of York sectional door



Sectional Timber Doors



DERWENT



WARWICK



BARLOW



TRENT



WIRKSWORTH



YORK

Glazing Options

Stipple opaque glazing cannot be seen through but all the options below can be made with clear glazing



STIPPLED



**STIPPLED SQUARE
LEADING**



**STIPPLED DIAMOND
LEADING**



**STIPPLED WITH
GLAZING BARS**

Colour Options

The colours below are for the Factory fully finishing option which will give the door a hard satin long lasting finish that could last up to 7-10 years before recoating (depending on position and location of door)



Mahogany



Walnut



Dark Oak



Light Oak



Teak



Ebony



Medium Oak



Rosewood



Golden Oak



Note; Due to Cedar natural shading and colouring such colours will vary. Photographic and printing processes make it impossible to guarantee colours from this brochure, and are intended as a guide only we would therefore advise you ask for actual colour samples.

DOOR SPECIFICATION AND WARRANTY

Traditional

All the traditional Up & Over, Side hinged and Sectional range of doors are manufactured from the finest grade of Kiln Dried Western Red Cedar selected and crafted using traditional door construction methods and joints, i.e. mortice and tenon, glued and wedged on all structural timbers to give strength and a long lasting service, proven over many years of door manufacturing. All top, middle and bottom rails are solid Cedar, finished to a thickness with nominal width sizes to suit the size of door, on doors over 8'0 x 7'0 may have lateral and vertical timber or steel bracings (with the exception of side hinged doors) to give strength and stability to the door also to minimise bowing and deflection to the door when in an over-head position.

Sherwood

Sherwood range of timber doors are manufactured using selected kiln dried 16mm Cedar facings glue bonded on to 6mm exterior plywood backing sheets of nominal widths to suit door size and style. They are then mounted into a pre-finished Aluminium boundary frame with steel lateral bracings to reinforce the strength of the panel.

Glazing

Glazing in all doors is of 4mm safety glass in plain, stippled or flemish pattern with either plain, diamond or square leaded design.

Protection

All timber door panels are fully dipped in tank of Sikkens light oak dip-coat stain which gives a mild seal coating and could last up to 6 weeks after installation. We recommend that the door is top coated immediately after installation to the external and internal surfaces with a Sikkens top coat system to the stain manufacturers instructions.

Storage

All doors are delivered with a polythene shrink wrap protection which should be left on until the top coats are applied, taking care not to puncture the external face. Prior to fitting, doors must not be stored in direct sunlight or be exposed to splashes or rain as colour fading and / or staining may result (this does not apply to factory finished doors). Doors must always be stored in an upright position and not in a damp or un-natural environment. Please note Cedar is a beautiful material with natural colour and grain variations whilst this will always be a feature of timber doors we do try to harmonise the effect by hand matching all component parts.

Liability and Warranty

Cedar doors and gear are guaranteed for a period of 2 years for unfinished doors and 4 years for factory fully finished doors. This guarantee does not cover any damage or defects arising through incorrect storage, handling or installation, it also excludes normal wear and tear items i.e. cones, cables, rollers, lock cylinders or springs. Cedar Door accepts no liability for the natural variations in colour, warping, splitting, swelling or shrinkage due to ordinary natural processes of ageing, fading or the effects of weather or climate or shrinkage, warping or swelling which could have been prevented by carrying out finishing and maintenance recommended by the company.


Quality Check

Visual appearance and quality check should be carried out in natural daylight and not direct sunlight. Stand at a distance of 3 metres from the door to view the overall appearance. The door is acceptable if, taking into account the facts below, none of the following are readily visible on the face of the door.

- * Marks or distortion associated with the manufacturing process
- * Minor indentations, marks or scuffs on the surface
- * Paint or stain blemishes

Images

All door images in this brochure are of 7'0 x 7'0 (2134 x 2134) single size doors, on larger doors some rail sizes and panel configurations may change.



Door Gear Specification

CEDAR CD 100 RETRACTABLE DOOR GEAR

CD100 Gear has the advantage of maximum clearance on frame opening width at average door mirror height i.e. drive through width, and the lower weather strip is of soft rubber, therefore avoiding any damage up to frame opening width. With a multi spring unit at high level with finger safe springs, with a choice of two types of locking handles, available on most doors up to 2438 (8ft) wide or 45kg (100lb).

CD 150/200/250

These gears are based on the traditional retractable gearing available on garage doors. Our latest design has a number of benefits: all parts are rust protected with either galvanised or zinc plating for lasting looks, all bearings surfaces are made of nylon for very low maintenance, long lasting reliability and smooth running, even our springs are galvanised. All doors fitted with the above operating gears come supplied with the top roller brackets and weather strips are pre-fitted to the door for ease of installation.

CEDAR CANOPY OPERATING GEAR

Doors specified with canopy operating gear come complete with the gear pre-fitted to the door for quick and easy installation.

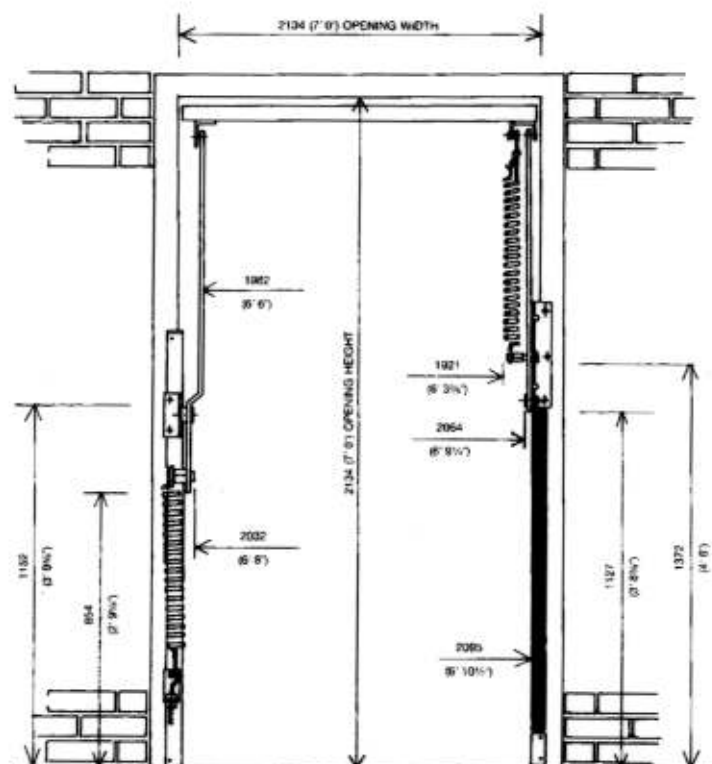
The latest canopy gear is very robust and has a number of benefits, a well balanced overhead torsion spring with 3mm cone and cables including an anti-drop system to prevent door dropping in the event of a cable or spring break, a strong 'U' steel section joins the door arm to the roller and spindle giving the whole door a rigid feel. Our rollers are of a large diameter for smoother running and improved location. Security has been well thought out with 3 point locking and 2 roller security brackets meaning that a closed and locked door has 5 effective fixed positions.

CE and CPD Compliance

All our timber doors and hardware meet to latest CE and CPD demands.

Comparison Chart, showing clear opening widths CD100 & CD150-250

Note: The chart below is based on a 7'0 x 7'0 (2134 x 2134) door, the thickness of the door will also reduce the opening height i.e. door up to 8ft (2438) wide = 80mm, 10ft (3040) 120mm 16ft (4870) 155mm on all solid timber doors, 85mm on all Sherwood doors.



standard retractable gear CD150,200,250

CD 100 door gear
(on doors up to 8'0 x 7'0)



Wimsey Way, Alfreton Trading Estate, Somercotes, Derbyshire DE55 4LS
Telephone: 01773 529269 Fax: 01773 529268

email: sales@cedardoor.co.uk website: www.cedardoor.co.uk